


MAN ENTRY PIPE LATERAL GROUTER

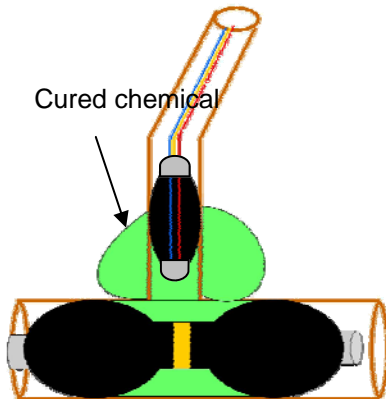
This inflatable bladder with threaded adapter can be used to install our standard lateral grouting plug to seal laterals from a man entry pipe or manhole. It comes with one inflation port for the lateral bladder, one inflation port for the 4"-6" bladder, two ports for the chemical grout & one void pressure sensor line.



Man entry packer with lateral plug to grout 27" long in a 6" lateral.



LATERAL CONNECTION SEALING KIT




More work is being performed on lateral connections than ever before, whether it be grouting or lining. In some cases, lateral connection lining requires stopping the infiltration prior to performing the lining work. With an above ground access and standard manhole, it is possible to position a special flow thru plug that will straddle the connection and insert a special push grout packer from the cleanout. By inflating the plug and packer, the connection is isolated from the rest of the system. Chemical grout can be pumped and the service connection sealed from infiltration.

The kit includes one dumbbell plug & one injection plug fitted with two grout ports.



The portable grouting kit is the ideal system for the 1:1 chemical grouts. Offered with 15 or 30 gal tanks, the system offers pneumatic controls for the grout packer and pumping units.



www.logiball.com

Tel.: 418-656-9767

800-246-5988